

GREASE-N-GO
AUTOMATIC LUBRICATOR

USER MANUAL AND TECHNICAL INFORMATION

Read before use






YOU DON'T STOP WORKING.
NEITHER DO WE.




A HOLLYFRONTIER BUSINESS

Product Specification

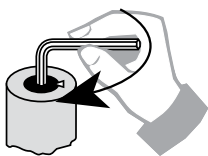
Product	GREASE-N-GO automatic long-term grease lubricator	
Intended purpose	GREASE-N-GO automatic lubricators are used on machines and devices of all types. They may be mounted directly or with the aid of special mounting accessories.	
Power generation	Hydrogen gas producing dry cell	
Working pressure	Max. 5 bars (73 psig)	
Adjustment	Stepless 1–12 months (for standard conditions)	
Dispensing rate	See table on page 4	
Operating temperature	-20°C to +55°C (-4°F to +131°F) ambient temperature (Note: Grease consistency changes with temperature)	
Operation/Usage	Grease dispenser can be installed in any position, even under water. Attention: Do not expose to direct heat.	
Risks/Dangers	Despite careful design, the possibility that skin comes into contact with lubricant cannot be totally avoided. The lubricant should be removed immediately with water and recommended solvent.	
Certifications/ Approvals	   II 1G Ex ia IIC T6 Ga II 1D Ex ia IIIC T80°C Da I M1 Ex ia I Ma	
Ingress protection	IP68 (dust- and waterproof)	
Usage period	GREASE-N-GO activation within 2 years of production date	
Stock temperature	Recommended at 20°C ± 5°C (65°F ± 5°F)	
	125 ml	250 ml
Weight full	~190 g	~335 g
Weight empty	~75 g	~111 g



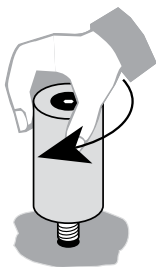
Assembly and Installation



- 1) Open the lubricator outlet by removing the plug.
- 2) To start the GREASE-N-GO lubricator, set the gas generator to the required dispensing time (stepless in months, 1–12) using a 3 mm allen key. The lubricator is activated once the dispensing time has been set. Take the required dispensing quantity from the tables on page 4.



- 3) Note the starting date on the label using a waterproof pen.



- 4) Clear or purge lines and fill them with the appropriate grease. Screw GREASE-N-GO onto the greasing point. Apply safety rules.

- 5) Once the set dispensing time has expired, replace empty lubricator with the same type or refill. If changing grease type, before restarting, clear grease lines and fill them with the appropriate grease.

- 6) The gas generator is sufficient to empty the unit once, irrespective of the dispensing time set.

Security note: If the lubricator is started without opening the outlet or in case of blocked grease lines within the installation, the pressure in the lubricator can build up approx. 5 bars (73 psig). At an overpressure of approx. 6 bars (87 psig), the lubricator breaks at the defined breaking point between housing and bottom. The pressure behind the piston releases, and grease can come out at the breaking point.

The correct functioning of the lubricator can only be assured if recommended greases are used, and if the installation, operating and maintenance instructions are closely followed. The manufacturer cannot accept any responsibility for damages as a result of ignoring the instructions mentioned above.

Important: Before putting GREASE-N-GO into operation, fill extensions and the lubrication lines with the appropriate Petro-Canada Lubricants greases dispensed manually from a grease gun or from a pump connected to a larger container.



GREASE-N-GO 125

Dispensing time (days)	30	90	180	270	360
ml/day	4.17	1.39	0.69	0.46	0.35
Temperature	Setting	Setting	Setting	Setting	Setting
-20°C	+	2	4	6.5	8.5
4°C	+	2.5	5.5	8	10.5
20°C	1	3	6	9	12
40°C	1	3	6.5	9.5	–
55°C	1	3.5	7	10	–

- + Use larger dispenser with longer dispensing time
- Ask your Petro-Canada Lubricants sales or technical services representative



GREASE-N-GO 250

Dispensing time (days)	30	90	180	270	360
ml/day	8.33	2.78	1.39	0.93	0.69
Temperature	Setting	Setting	Setting	Setting	Setting
-20°C	++	2	4.5	7.5	9.5
4°C	++	2.5	5.5	8	10.5
20°C	1	3	6	9	12
40°C	1	3	6	9	–
55°C	1	3.5	6.5	9.5	–

- ++ Ask your Petro-Canada Lubricants sales or technical services representative
- Use smaller dispenser with shorter dispensing time

The values relate to laboratory conditions, multipurpose grease with no counterpressure. At low temperatures in particular, the values may vary between one grease type and another. The dispensers must be replaced once the dispensing time set has expired, even if they are not completely empty.

The grease quantity dispensed per day is influenced by:

- counterpressure/resistance from the grease lines
- ambient temperature
- viscosity of the grease

Startup Time:

The lubricator requires a certain startup time until the lubricant is first dispensed. The startup time varies in line with the volume dispensed, dispenser size and operating temperature selected. At 20°C ambient temperature and a dispensing time setting of 12 months, the dispenser outputs the lubricant within one week. The startup time doubles at low temperatures (-20°C) or with small dispensers (30 ml).

You can reduce the startup time in such a case by setting a dispensing time on the lubricator of one month for one to two days and then changing to the desired dispensing time.

Notes:

In order for the unit to function reliably, it is important to have clear, filled grease lines. It must be ensured that the grease lines are not blocked. Consequently, the grease lines should always be cleared with a grease gun before starting.

The GREASE-N-GO lubricator can be re-adjusted or switched off during operation. The values on the gas generator relate to laboratory conditions (see page 4). Depending on the temperature and setting, it may take several hours (or several days in the case of long-term settings) until the lubricant is first dispensed. The user must check the operation of the GREASE-N-GO lubricator regularly.

Grease lines should be no longer than 0.5 m (20 in.). The recommended bore diameter is 6–8 mm. Resistance in grease lines has to be minimized; narrow passages, unnecessary restrictions and right angles should be avoided. Use a mounting support in the event of strong vibrations or high accelerations. For assistance with long lubrication lines or high back pressure, contact your Petro-Canada Lubricants sales or technical services representative.

The GREASE-N-GO lubricator may only be used to supply a single grease point. No branches may be made. Once the lubricator is installed and activated, it must not be removed and mounted onto another lubrication point.

Temperature/Output Rate

The output rate can be adjusted as required, depending on the ambient temperature (see table).

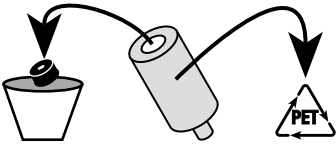
Example: You want to set the dispensing time for a 125 ml lubricator for 180 days.

Ambient temperature: 20°C (68°F)
Setting: 6

Ambient temperature: 55°C (131°F)
Setting: 7





Recycling Instructions



- 1) Unscrew gas generator and dispose of complete unit for battery recycling (see image to the left). **Note:** Do not detach lubricator near an open flame.
- 2) Dispose of empty housing for plastic recycling. If the lubricator still contains lubricant after use, please dispose of it in accordance with local regulations.

Lubricants

This lubricator has been safety-inspected and approved by the following institutions:

- KEMA 09ATEX0098 II 1 G Ex ia IIC T6 Ga
-  II 1 G Ex ia IIC T6 Ga
-  II 1 D Ex ia IIIC T80 °C Da
- I M1 Ex ia I Ma

A FULL LINEUP OF RELIABILITY

GREASE-N-GO automatic lubricators are available with these high-performance Petro-Canada Lubricants products you already know and trust:

PURITY™

PURITY FG2*
 PURITY FG2 Synthetic*
 PURITY FG2 Synthetic Heavy 220*

PRECISION™

PRECISION Synthetic 220
 PRECISION Synthetic
 PRECISION XL EP2

PEERLESS™

PEERLESS POLY EMB

All PURITY FG products are NSF H1 registered for incidental food contact, and all PURITY FG products, lubricators and the manufacturing process are Kosher Pareve and Halal certified.



RELIABILITY COMES IN TWO SIZES

	PART NUMBER (125 ml)	PART NUMBER (250 ml)	CASE PACK
PURITY FG2*	PFG2AL1	PFG2AL2	10
PURITY FG2 Synthetic*	PFGSYN2AL1	PFGSYN2AL2	10
PURITY FG2 Synthetic Heavy 220*	PFGSN2HAL1	PFGSN2HAL2	10
PRECISION Synthetic 220	PS220AL1	PS220AL2	10
PRECISION Synthetic	PSAL1	PSAL2	10
PRECISION XL EP2	PXL2AL1	PXL2AL2	10
PEERLESS POLY EMB	PLEMBAL1	PLEMBAL2	10

*NSF H1 registered for incidental food contact.



Swiss made by
 simatec ag CH-3380
 EP 1702174



A HOLLYFRONTIER BUSINESS



GREASE-N-GO

LEARN MORE AT
LUBRICANTS.PETRO-CANADA.COM

To order or inquire about pricing, contact your Petro-Canada Lubricants sales account manager or Distributor today, or call us at 866-335-3369.

GREASE-N-GO is available in the U.S. only.

LUB3881 (2019.10)
™ Owned or used under license.